

Bathroom Mirror LED luminaire


Bathroom mirror luminaire with an elegant and timeless design. Opal diffuser ensuring visual comfort and a fully homogeneous illumination. Tool-free wiring for quick installation. Integrated presence sensor and on/off switch.

Body: Aluminum, white finish (RAL9016)

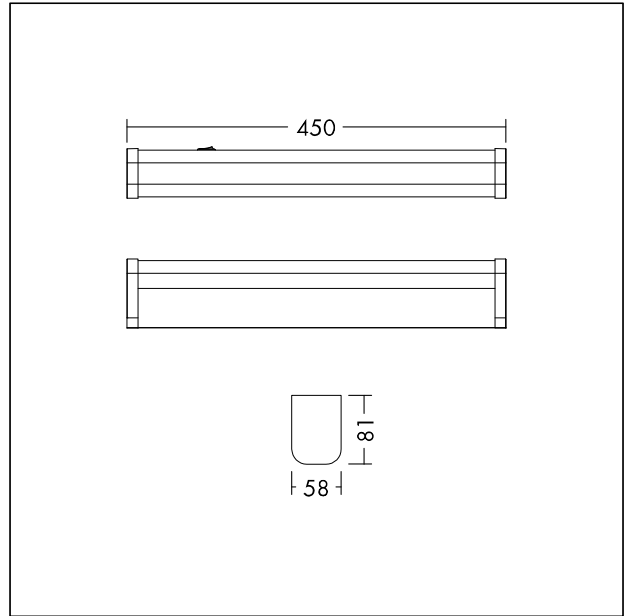
Diffuser: PC, opal

End cap: PC, white finish (RAL9016)

Weight: 0.6 kg



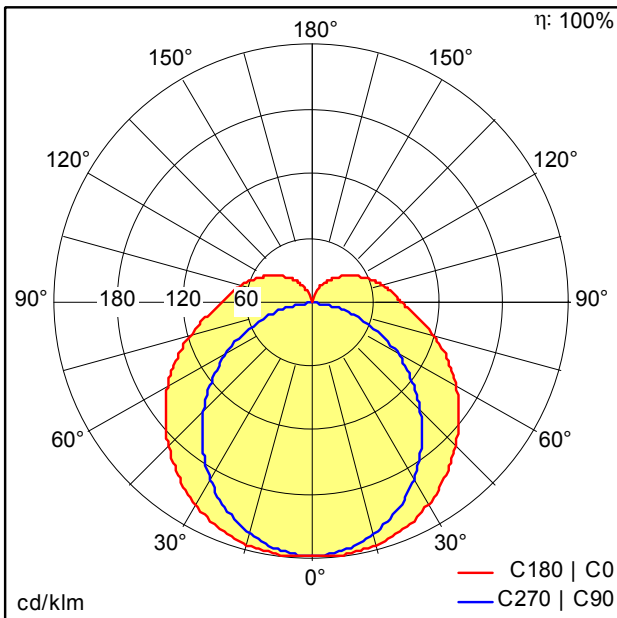
TE_ELSA_F_445_PERSP.jpg



TE_ELSA_M_450.wmf

Light Distribution

STD - standard



TE_ELSA_LED_450_800_830_MWS_WH.Idt

- Light Source: LED
- Luminaire luminous flux*: 800 lm
- Luminaire efficacy*: 100 lm/W
- Colour Rendering Index min.: 80
- Correlated colour temperature*: 3000 Kelvin
- Chromaticity tolerance (initial MacAdam)*: 6
- Rated median useful life*: 50000h L70 at 25°C
- Ballast: 1x LED_Con
- Luminaire input power*: 8 W Power factor = 0.9
- Dimming: Fixed output