

Bathroom Mirror LED luminaire


Bathroom mirror luminaire with an elegant and timeless design. Opal diffuser ensuring visual comfort and a fully homogeneous illumination. Tool-free wiring for quick installation. Integrated on/off switch.

Body: Aluminum, white finish (RAL9016)

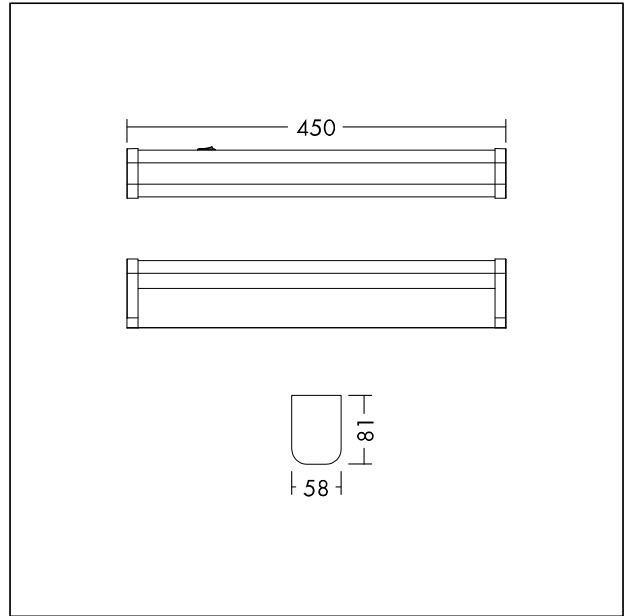
Diffuser: PC, opal

End cap: PC, white finish (RAL9016)

Weight: 0.6 kg



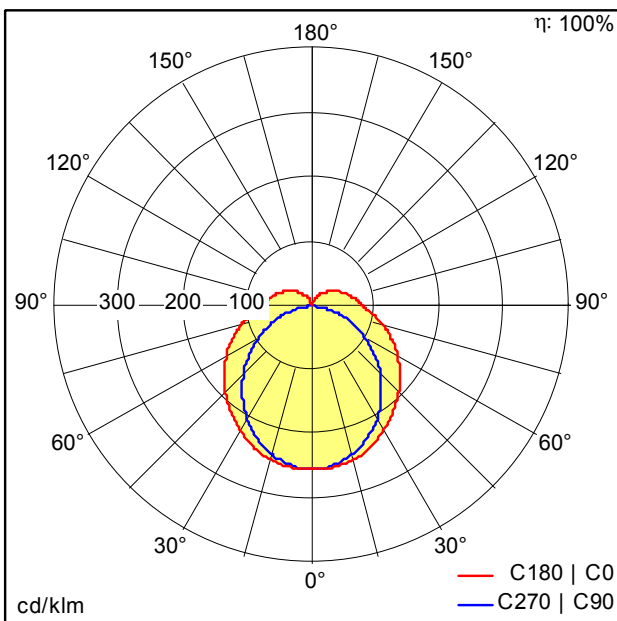
TE\_ELSA\_F\_445\_PERSP.jpg



TE\_ELSA\_M\_450.wmf

Light Distribution

STD - standard



TE\_ELSA\_LED\_450\_800\_840\_WH.Idt

- Light Source: LED
- Luminaire luminous flux\*: 800 lm
- Luminaire efficacy\*: 100 lm/W
- Colour Rendering Index min.: 80
- Correlated colour temperature: 4000 Kelvin
- Chromaticity tolerance (initial MacAdam): 6
- Rated median useful life\*:  
L70 50000h at 25°C
- Ballast: 1x LED\_Con
- Luminaire input power\*: 8 W Power factor = 0.9
- Dimming: Fixed output

All values marked with an \* are rated values. Luminous flux and connected electrical load are subject to an initial tolerance of +/- 10%. Unless stated otherwise, the values apply to an ambient temperature of 25°C.