

Technical Information

Description	Article No.	Datasheet	Photometry	Installation Guide	RCM Declaration
AMY					
AMY VAR 100 LED DL 700 830/35/40 FP	96651253	Datasheet	Photometry	Installation Guide	RCM Declaration
AMY VAR 150 LED DL 1000 830/35/40 FP	96651254	Datasheet	Photometry	Installation Guide	RCM Declaration
AMY VAR 150 LED DL 1500 830/35/40 FP	96651255	Datasheet	Photometry	Installation Guide	RCM Declaration
AMY VAR 200 LED DL 2000 830/35/40 FP	96651256	Datasheet	Photometry	Installation Guide	RCM Declaration
ANNA					
ANNA VARIO 1200X600 4800 840/50/57 FP	96652626	Datasheet	Photometry	Installation Guide	RCM Declaration
ANNA VARIO 1200X300 3500 840/50/57 FP	96652627	Datasheet	Photometry	Installation Guide	RCM Declaration
ANNA VARIO 600X600 3500 840/50/57 FP	96652628	Datasheet	Photometry	Installation Guide	RCM Declaration
ANNA VARIO 600X300 1800 840/50/57 FP	96652629	Datasheet	Photometry	Installation Guide	RCM Declaration
BARRY					
BARRY VAR FLEX LED 600 2400 840/50/65	96652716	Datasheet	Photometry	Installation Guide	RCM Declaration
BARRY VAR FLEX LED 1200 5000 840/50/65	96652715	Datasheet	Photometry	Installation Guide	RCM Declaration
BARRY VAR FLEX LED 1500 6500 840/50/65	96652714	Datasheet	Photometry	Installation Guide	RCM Declaration
ELSA					
ELSA VARIOFLEX 450 800 930/35/40	96635659	Datasheet	Photometry	Installation Guide	RCM Declaration
ELSA VARIOFLEX 450 800 930/35/40 MWS	96635660	Datasheet	Photometry	Installation Guide	RCM Declaration
ELSA VARIOFLEX 600 1200 930/35/40	96635661	Datasheet	Photometry	Installation Guide	RCM Declaration
ELSA VARIOFLEX 600 1200 930/35/40 MWS	96635662	Datasheet	Photometry	Installation Guide	RCM Declaration
ERIC					
ERIC LED EXIT 24M E2M	96294618	Datasheet	Photometry	Installation Guide	RCM Declaration
EVE					
EVE LED DISK D40 E2NM	96294619	Datasheet	Photometry	Installation Guide	RCM Declaration
HARRY					
HARRY FLEX S 18000 840 FP	96652718	Datasheet	Photometry	Installation Guide	RCM Declaration
HARRY FLEX L 30000 840 FP	96652719	Datasheet	Photometry	Installation Guide	RCM Declaration
HARRY ACCESSORIES					
HARRY FLEX STIRRUP S	96652722	Datasheet		Installation Guide	
HARRY FLEX STIRRUP L	96652723	Datasheet		Installation Guide	
HARRY FLEX ALU REFLECTOR S	96652724	Datasheet		Installation Guide	
HARRY FLEX ALU REFLECTOR L	96652725	Datasheet		Installation Guide	
HARRY FLEX PC REFRACTOR S	96652726	Datasheet		Installation Guide	
HARRY FLEX PC REFRACTOR L	96652727	Datasheet		Installation Guide	
HARRY PLUG&PLAY E2 KIT 5.5W LiFePO4	96652968	Datasheet		Installation Guide	
HENRY					
HENRY VAR LED 1200 4000 840/57 2.1	96650023	Datasheet	Photometry	Installation Guide	RCM Declaration
HENRY VAR LED 1500 6000 840/57 2.5	96650024	Datasheet	Photometry	Installation Guide	RCM Declaration
HENRY VAR LED 1200 4000 840/57 E2 2.4	96650258	Datasheet	Photometry	Installation Guide	RCM Declaration
HENRY VAR LED 1500 6000 840/57 E2 2.8	96650259	Datasheet	Photometry	Installation Guide	RCM Declaration
HOLLY					
HOLLY CONE ROUND DOWN IP65 300 830	96633683	Datasheet	Photometry	Installation Guide	RCM Declaration
HOLLY CONE ROUND UP/DOWN IP65 500 830	96633684	Datasheet	Photometry	Installation Guide	RCM Declaration
HOLLY CONE SQUARE DOWN IP65 300 830	96633685	Datasheet	Photometry	Installation Guide	RCM Declaration
HOLLY CONE SQUARE UP/DOWN IP65 500 830	96633686	Datasheet	Photometry	Installation Guide	RCM Declaration

Description	Article No.	Datasheet	Photometry	Installation Guide	RCM Declaration
JULIE					
JULIE VARIOFLEX 600 2200 840/50/65	96652632	Datasheet	Photometry	Installation Guide	RCM Declaration
JULIE VARIOFLEX 1200 4200 840/50/65	96652631	Datasheet	Photometry	Installation Guide	RCM Declaration
JULIE VARIOFLEX 1500 6300 840/50/65	96652630	Datasheet	Photometry	Installation Guide	RCM Declaration
JULIE VARIOFLEX 1200 4200 840/50/65MWS	96652634	Datasheet	Photometry	Installation Guide	RCM Declaration
JULIE VARIOFLEX 1500 6300 840/50/65 MWS	96652633	Datasheet	Photometry	Installation Guide	RCM Declaration
BARRY/JULIE E2 P&P KIT SELFTEST LiFePo4	96652717	Datasheet		Installation Guide	
JULIE LED SPARE MOUNT KIT	96628409	Datasheet			
LARA					
LARA VARIOFLEX 250 1200 BEZEL TRIM WH	96635288	Datasheet	Photometry	Installation Guide	RCM Declaration
LARA VARIOFLEX 250 1200 MWS BEZELTRIM WH	96635289	Datasheet	Photometry	Installation Guide	RCM Declaration
LARA VARIOFLEX 300 2200 BEZEL TRIM WH	96635290	Datasheet	Photometry	Installation Guide	RCM Declaration
LARA VARIOFLEX 300 2200 MWS BEZELTRIM WH	96635291	Datasheet	Photometry	Installation Guide	RCM Declaration
LARA/SARA BEZEL TRIM 250 BK	96635294	Datasheet		Installation Guide	
LARA/SARA EYELID TRIM 250 WH	96635295	Datasheet		Installation Guide	
LARA/SARA EYELID TRIM 250 BK	96635296	Datasheet		Installation Guide	
LARA/SARA BEZEL TRIM 300 BK	96635298	Datasheet		Installation Guide	
LARA/SARA EYELID TRIM 300 WH	96635299	Datasheet		Installation Guide	
LARA/SARA EYELID TRIM 300 BK	96635300	Datasheet		Installation Guide	
LEO					
LEO FLEX IP66 80W 840 PC W3M	96651538	Datasheet	Photometry	Installation Guide	RCM Declaration
LEO FLEX IP66 120W 840 PC W3M	96651539	Datasheet	Photometry	Installation Guide	RCM Declaration
LEO FLEX IP66 190W 840 PC W3M	96651540	Datasheet	Photometry	Installation Guide	RCM Declaration
LEO FLEX IP66 300W 840 PC W3M	96651542	Datasheet	Photometry	Installation Guide	RCM Declaration
LEO FLEX IP66 350W 840 PC W3M	96651543	Datasheet	Photometry	Installation Guide	RCM Declaration
LEONIE					
LEONIE VARIOFLEX IP65 16W 830/40/57	96652074	Datasheet	Photometry	Installation Guide	RCM Declaration
LEONIE VARIOFLEX IP65 40W 830/40/57	96652075	Datasheet	Photometry	Installation Guide	RCM Declaration
LEONIE VARIOFLEX PLUG&PLAY MWS	96635648	Datasheet		Installation Guide	
LEONIE VARIOFLEX WALL BRACKET	96635746	Datasheet		Installation Guide	

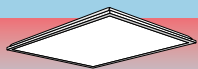
Circuit Breaker Information

Maximum loading of automatic circuit breakers



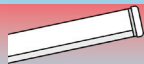
Amy

SAP Code	Product Description	C10	C13	C16	C20	B10	B13	B16	B20
96651253	AMY VAR 100 LED DL 700 830/35/40 FP	61	79	100	122	37	47	59	73
96651254	AMY VAR 150 LED DL 1000 830/35/40 FP	31	41	50	63	28	37	46	57
96651255	AMY VAR 150 LED DL 1500 830/35/40 FP	27	35	43	54	24	32	39	49
96651256	AMY VAR 200 LED DL 2000 830/35/40 FP	20	26	32	40	18	24	29	37



Anna

SAP Code	Product Description	C10	C13	C16	C20	B10	B13	B16	B20
96652626	ANNA VARIO 1200X600 4800 840/50/57 FP	31	40	50	62	19	24	30	27
96652627	ANNA VARIO 1200X300 3500 840/50/57 FP	33	43	56	69	21	28	36	40
96652628	ANNA VARIO 600X600 3500 840/50/57 FP	33	43	56	69	21	28	36	40
96652629	ANNA VARIO 600X300 1800 840/50/57 FP	26	34	42	53	15	20	25	32



Barry

SAP Code	Product Description	C10	C13	C16	C20	B10	B13	B16	B20
96652716	BARRY VAR FLEX LED 600 2400 840/50/65	65	84	104	130	32	42	52	65
96652715	BARRY VAR FLEX LED 1200 5000 840/50/65	40	53	65	81	27	36	45	56
96652714	BARRY VAR FLEX LED 1500 6500 840/50/65	25	33	41	51	18	25	31	39



Elsa

SAP Code	Product Description	C10	C13	C16	C20	B10	B13	B16	B20
96635659	ELSA VARIOFLEX 450 800 930/35/40	115	150	184	230	81	105	129	161
96635660	ELSA VARIOFLEX 450 800 930/35/40 MWS	115	150	184	230	81	105	129	161
96635661	ELSA VARIOFLEX 600 1200 930/35/40	85	111	136	170	60	78	95	119
96635662	ELSA VARIOFLEX 600 1200 930/35/40 MWS	85	111	136	170	60	78	95	119



Eric

SAP Code	Product Description	C10	C13	C16	C20	B10	B13	B16	B20
96294618	ERIC LED EXIT 24M E2M	200	260	320	400	100	130	160	200



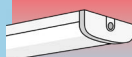
Eve

SAP Code	Product Description	C10	C13	C16	C20	B10	B13	B16	B20
96294619	EVE LED DISK D40 E2NM	200	260	320	400	100	130	160	200



Harry

SAP Code	Product Description	C10	C13	C16	C20	B10	B13	B16	B20
96652718	HARRY FLEX S 18000 840 FP	11	15	18	23	10	13	17	21
96652719	HARRY FLEX L 30000 840 FP	4	6	7	9	4	5	6	8



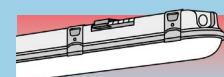
Henry

SAP Code	Product Description	C10	C13	C16	C20	B10	B13	B16	B20
96650023	HENRY VAR LED 1200 4000 840/57 2.1	4	5	6	7	3	4	5	6
96650024	HENRY VAR LED 1500 6000 840/57 2.5	2	3	4	4	1	2	3	4
96650258	HENRY VAR LED 1200 4000 840/57 E2 2.4	4	5	6	7	3	4	5	6
96650259	HENRY VAR LED 1500 6000 840/57 E2 2.8	2	3	4	4	1	2	3	4



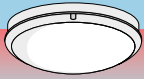
Holly

SAP Code	Product Description	C10	C13	C16	C20	B10	B13	B16	B20
96633683	HOLLY CONE ROUND DOWN IP65 300 830	56	68	82	96	44	54	65	76
96633684	HOLLY CONE ROUND UP/DOWN IP65 500 830	56	68	82	96	44	54	65	76
96633685	HOLLY CONE SQUARE DOWN IP65 300 830	56	68	82	96	44	54	65	76
96633686	HOLLY CONE SQUARE UP/DOWN IP65 500 830	56	68	82	96	44	54	65	76
96633687	HOLLY WALL CAN DOWN IP65 250 830	56	68	82	96	44	54	65	76



Julie

SAP Code	Product Description	C10	C13	C16	C20	B10	B13	B16	B20
96652632	JULIE VARIOFLEX 600 2200 840/50/65	65	84	104	130	32	42	52	65
96652631	JULIE VARIOFLEX 1200 4200 840/50/65	40	53	65	81	27	36	45	56
96652630	JULIE VARIOFLEX 1500 6300 840/50/65	25	33	41	51	18	25	31	39
96652634	JULIE VARIOFLEX 1200 4200 840/50/65MWS	40	53	65	81	27	36	45	56
96652633	JULIE VARIOFLEX 1500 6300 840/50/65 MWS	25	33	41	51	18	25	31	39



Lara

SAP Code	Product Description	C10	C13	C16	C20	B10	B13	B16	B20
96635288	LARA VARIOFLEX 250 1200 BEZEL TRIM WH	9	11	13	16	6	9	11	14
96635289	LARA VARIOFLEX 250 1200 MWS BEZELTRIM WH	8	10	12	15	6	8	10	13
96635290	LARA VARIOFLEX 300 2200 BEZEL TRIM WH	6	8	9	11	4	6	7	8
96635291	LARA VARIOFLEX 300 2200 MWS BEZELTRIM WH	5	7	8	10	3	5	6	7



Leo

SAP Code	Product Description	C10	C13	C16	C20	B10	B13	B16	B20
96651538	LEO FLEX IP66 80W 840 PC W3M	5	7	9	11	5	6	8	10
96651539	LEO FLEX IP66 120W 840 PC W3M	5	7	9	11	5	6	8	10
96651540	LEO FLEX IP66 190W 840 PC W3M	3	4	5	6	3	4	5	6
96651542	LEO FLEX IP66 300W 840 PC W3M	4	7	9	11	4	6	8	10
96651543	LEO FLEX IP66 350W 840 PC W3M	3	4	5	6	3	4	5	6



Leonie

SAP Code	Product Description	C10	C13	C16	C20	B10	B13	B16	B20
96652074	LEONIE VARIOFLEX IP65 16W 830/40/57	90	105	120	140	60	75	90	120
96652075	LEONIE VARIOFLEX IP65 40W 830/40/57	40	55	70	90	30	35	40	60