

Leo

High Power LED Floodlight



Extremely powerful and resilient, Leo adds safety to dark areas

- 5 different lumen packages from 7500 to 25 000 lm
- Asymmetrical light distribution – ideal for building facades and footpaths
- Integrated photocell for automatic light from dusk til dawn (can be activated/deactivated)
- Compact and streamline design
- Universal mounting bracket allows wall or ceiling mounting with the possibility of tilting upwards or downwards
- Surge protection up to 10kV to protect the product from short high voltage spikes caused e.g. by a lightning storm
- Climate membrane for automatic climate regulation inside the floodlight
- Pre-wired with mains cable (3m)



7500, 10 000,
15 000, 20 000
and 25 000
lumens



Sealed to IP66
for exterior
applications



Save up to
70% energy
compared
with halogen
floodlights



IK08 rated
impact
resistance



50 000 hours
lifetime



Integral
photocell

Ideal for ...



Building
facades



Car Parks



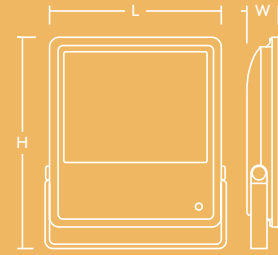
Footpaths




Loading
bays



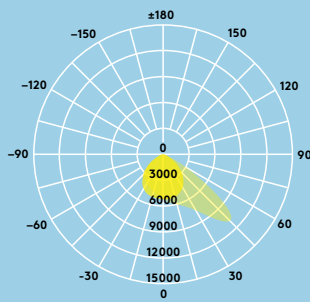
	L	W	H
LEO LED FL IP66 75W 840	272	67	347
LEO LED FL IP66 100W 840	272	67	347
LEO LED FL IP66 150W 840	366	72	456
LEO LED FL IP66 200W 840	366	72	456
LEO LED FL IP66 210W 840	366	72	456



Lighting distribution



Leo 15 000 lm
 cd/klm ULOR: 0 %
 DLOR: 100 %
 LOR: 100 %



Light source information

- 7500lm (75W), 10 000lm (100W), 15 000lm (150W), 20 000lm (200W), 100lm/W
- 25 000lm (210W), 120lm/W
- Color temperature 4000K
- Life time 50 000 hours (@L70, Ta 25°C)
- CRI ≥ 80
- MacAdam (initial): 5 step
- Beam angle: 100 x 55°

Installation/Mounting

- Suitable for wall or ceiling mounting
- Quick and easy installation thank to universal mounting bracket (0-300°)
- Pre-wired with 3 m long mains cable and open cable ends with 1mm² cross section

Material/Finish

Body: Aluminum die-cast (<5% copper)
 Bracket: Carbon steel, gray (RAL 9006)
 Cover: Tempered glass
 Lens: PC

Ordering guide

Description	Wt (kg)	SAP Code
LEO LED FL IP66 75W 840 PC	4.10	96630252
LEO LED FL IP66 100W 840 PC	4.20	96630253
LEO LED FL IP66 150W 840 PC	6.60	96630254
LEO LED FL IP66 200W 840 PC	6.60	96630255
LEO LED FL IP66 210W 840 PC	6.60	96630256

Integral photocell

Leo's integral photocell can easily be activated/deactivated by using the on/off switch on the back of the product. If the photocell is activated, Leo will automatically light from dusk til dawn. (Operation level: approx. 20lux ON, 75lux OFF)

Specification

- Class I electrical
- IP66
- IK08
- Ambient operating temperature: -20 to +50°C

