Just Emergency

PLUG&PLAY E3 Kit

Accessory

It has never been more convenient and easier to convert a luminaire for emergency operation!

- **The kit has been designed to enable conversion of general lighting for emergency operation**
- **The Just Emergency Kit consists of an Emergency LED driver, a LiFePo4 battery for 3 h emergency operation, an indicator LED and a test switch button**
- **Based on the latest technology with lithium-iron phosphate battery, the Kit provides a longer life expectancy compared to NiCd or NiMH emergency kits**
- **Quick and easy to install PLUG&PLAY solution, which eliminates complexity from emergency lighting**
- **In case of an emergency the luminaires will provide sufficient light for 3 hours on battery mode**
- **Battery compartment can be opened easily for a fast and convenient battery replacement**
- **THORNeco Connector (4 pole) for toolfree connection of switched and unswitched line**



Compatible with:

Anna Vario | Amy Vario | Zoe Vario | Lily

The battery

The emergency kit uses a lithium iron phosphate (LiFePO4) battery which is known for its many advantages such as longer life expectancy, high safety and lower environmental impact due to the use of phosphates instead of cobalt.

Description	Wt (kg)	SAP Code
Just E3 PLUG&PLAY Kit SelfTest LiFePo4	0.54	96634428
REPLACEMENT BATTERY FOR 96634428	0.14	59011337

Self-test

The Emergency Kits carry out self-tests automatically to ensure its functionality.

The self-tests covers 3 types of tests:

Initial test

- As soon as the emergency kit is connected, the Initial test will start immediately automatically
- In case of a failure the LED will flash red, otherwise the charge mode will start

Functional test

- Refers to charging, discharging and the functioning of load
- Carried out for 10 seconds automatically every 30 calendar days

Duration test

- Refers to the test of batteries' capacity
- Carried out every 180 calendar days

Rest mode

Rest mode can be initiated during emergency mode by pressing test switch longer than 3 seconds. The rest mode will be exited automatically after reconnect AC mains.

THORN eco

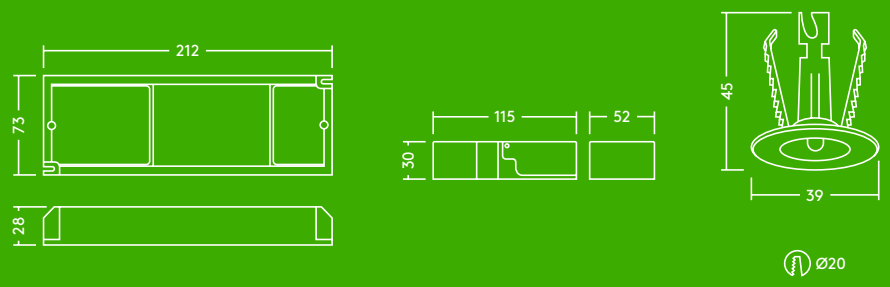

Wiring diagram (maintained)

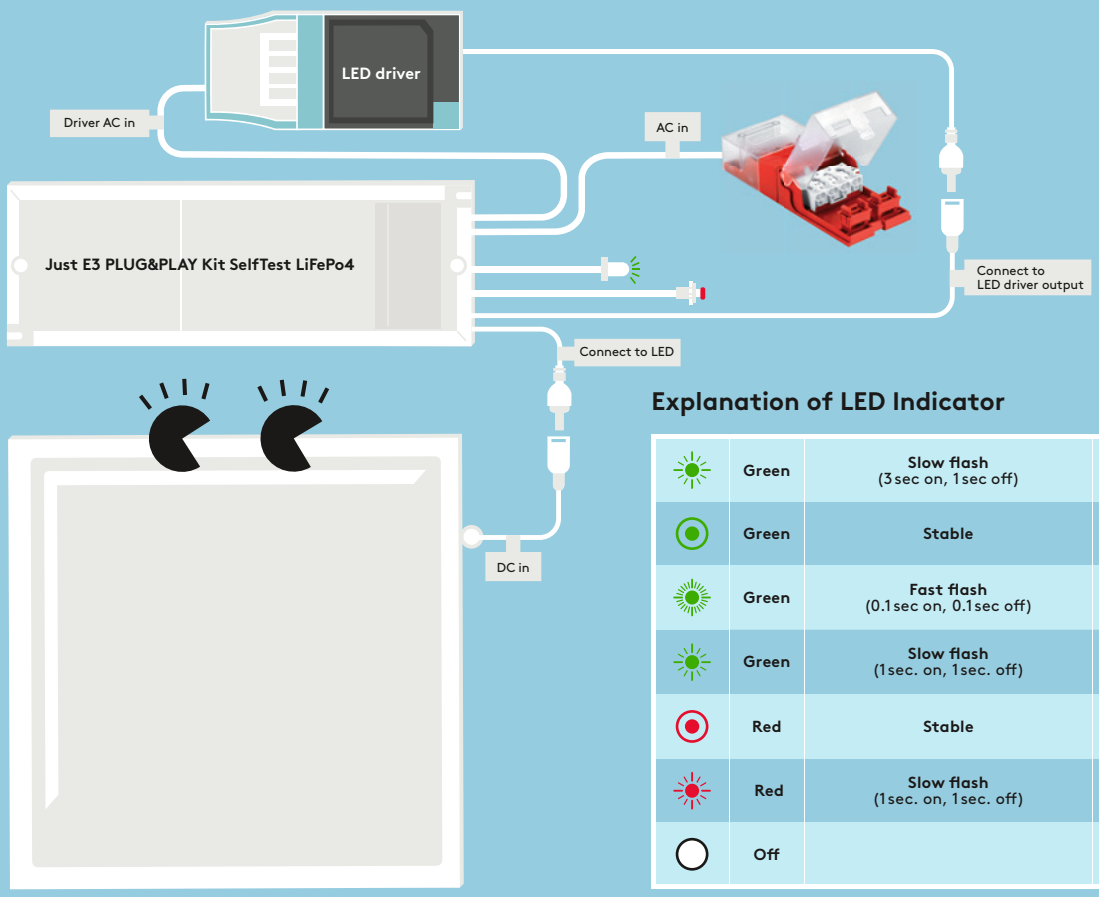

Explanation of LED Indicator

	Green	Slow flash (3 sec on, 1 sec off)	Charging mode
	Green	Stable	Fully charged
	Green	Fast flash (0.1 sec on, 0.1 sec off)	Functional test
	Green	Slow flash (1 sec. on, 1 sec. off)	Duration test
	Red	Stable	Failure (Load)
	Red	Slow flash (1 sec. on, 1 sec. off)	Battery failure
	Off		Emergency mode (battery operation/DC)

Please note

- If mains supply is off during self-test period, emergency conversion module would terminate self-test immediately and go into emergency mode.

Self-test is under the regulation of EN62034.

General product information:

- Input rated voltage: 220–240 V AC, 50–60 Hz
- AC Input power rated 4.0 W max
- Power factor: > 0.5
- Output emergency power 3 W
- Output voltage DC 10–50 V
- Battery capacity (LiFePO4) 2200 mAh
- Ambient range ta 0–50° C

5 Five year guarantee