

# Tom

## Circular IP66 LED Bulkhead



### Meet Tom

Comfortable both  
indoors and out, Tom's  
ready for anything

- Direct replacement for 2x18 W CFL
- Frosted diffuser ensures a homogeneous light effect and visual comfort
- 2 colours: White (RAL 9010) and black (RAL 9005)
- Optional: Integrated microwave presence sensor maximising the energy saving potential



1200 lumens,  
67lm/W



Save up to  
50% energy  
compared with  
CFL luminaires



30 000 hours  
lifetime



300 mm  
diameter



IK08 rated  
impact  
resistance



Sealed to IP66  
for protected  
exterior  
applications

### Ideal for...



Corridors



Public entrance  
areas



Stairwells



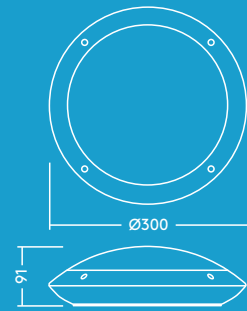
Underpasses



Toilets and bathrooms

### Light source information

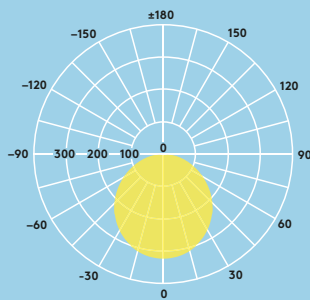
- 1200lm (18W), 67lm/W
- 4000K neutral white LED
- Life time 30 000 hours (@L70, Ta 25°C)
- CRI80
- Beam angle: 120°



## Lighting distribution

### Tom 1200 lm

cd/klm ULOR: 3% DLOR: 97% LOR: 100%



## Ordering guide

Description	Wt (kg)	Cat. No.
TOM LED 300 1200 840 WH	0.6	TM1200ZW4K
TOM LED 300 1200 840 BLK	0.6	TM1200ZB4K
TOM LED 300 1200 840 MWS WH	0.6	TM1200ZMW4K
TOM LED 300 1200 840 MWS BLK	0.6	TM1200ZMB4K
TOM LED SPARE MOUNT KIT	0.1	TMACCKIT

MWS: microwave sensor  
BLK: black; WH: white

### Installation/Mounting

- Suitable for wall or ceiling mounting
- Quick and easy installation thanks to a piano key terminal for wires up to 2.5 mm<sup>2</sup>

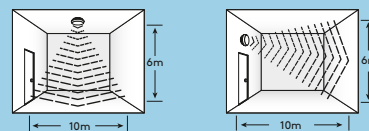
### Material/Finish

Body: ABS  
Diffuser: Polycarbonate

### Specification

- Class II electrical
- IP66
- IK08
- Ambient operating temperature: -20 to +45 °C

### Sensor Range



at 100% sensitivity

### Controllability

Sensitivity	10%, 50%, 75%, 100%
Time	5 s, 90 s, 5 min, 15 min
lux	2 lux, 10 lux, 50 lux, disable