


Elsa

Bathroom Mirror LED Luminaire



Meet Elsa

Splash resistant,
practical and attractive
at the same time, Elsa
takes care of your looks

- Bathroom mirror luminaire with an elegant and timeless design
- Opal diffuser ensuring visual comfort and a fully homogeneous illumination
- Integrated on/off switch
- Tool-free wiring for quick installation
- 2 lengths: 600 mm with 1200 lm and 450 mm with 800 lm
- Presence sensor with photocell also available



800 lm and
1200 lm,
100 lm/W



IP44: splash
resistant



3000 K warm
white or
4000 K neutral
white



IK06 rated
impact
resistance



Presence
sensor
optional



50 000 hours
lifetime

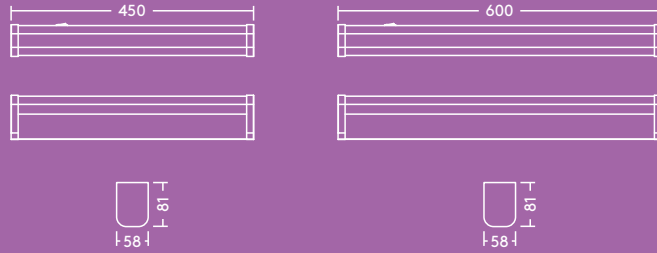
Ideal for...



Wash Rooms

Light source information

- 800 lm (8 W) & 1200 lm (12 W); 100 lm/W
- Colour temperatures: 3000 K and 4000 K
- Life time 50 000 hours (@L70, Ta 25°C)
- CRI ≥ 80
- MacAdam (initial): 6 step

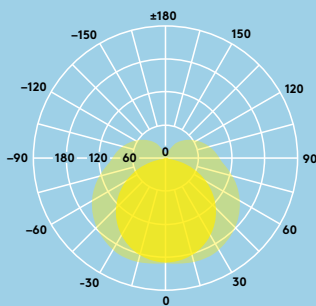


Lighting distribution

Elsa 800 lm

cd/klm ULOR: 0% DLOR: 78% LOR: 22%

100lm/W



Ordering guide

Description	Wt. (kg)	Cat. No.
ELSA LED 600 1200 830 WH	0.8	EL1200Z3K
ELSA LED 600 1200 840 WH	0.8	EL1200Z4K
ELSA LED 600 1200 830 MWS WH	0.8	EL1200ZM3K
ELSA LED 600 1200 840 MWS WH	0.8	EL1200ZM4K
ELSA LED 450 800 830 WH	0.6	EL800Z3K
ELSA LED 450 800 840 WH	0.6	EL800Z4K
ELSA LED 450 800 830 MWS WH	0.6	EL800ZM3K
ELSA LED 450 800 840 MWS WH	0.6	EL800ZM4K

830–3000K, 840–4000K

Installation/Mounting

- Suitable for surface mounting
- Tool-free wiring with push terminal
- Sufficient space at the back of the batten for excess cable

Material/Finish

Body: Aluminum, white finish (RAL 9016)
 Diffuser: PC, opal
 End cap: PC, white finish (RAL 9016)

Presence sensor

Elsa's microwave sensor option will ensure that light is only delivered when needed. This sensor is a motion switch, which turns on the light on detection of movement, and turns off after a pre-selected hold-time when there are no people around. A daylight sensor is also built-in to prevent the light switching on when there is sufficient natural light (above 25 lux).

Specification

- ENEC certified driver
- Class II electrical
- IP44
- IK06

