



THORN



Economical LED lighting

02/2018



member of zumtobel group

Meet the family

Introducing our range of best in class, economical LED luminaires. They're the ideal like-for-like replacements for all lighting sources – from circulation and meeting areas, to storage facilities and car parks. Simple to install, longer lasting and energy saving, you'll be friends in no time.




Five year warranty




Barry
LED batten



George
LED high bay



Julie
IP65 LED luminaire



Ruby
Recessed LED panel

Barry

LED batten



Meet Barry

Calm and composed, Barry blends perfectly into a range of indoor settings

- Direct replacement for conventional battens in terms of light performance and length
- Reliable integrated LED technology, ensuring maintenance-free installation and a long lifetime
- Homogeneous illumination
- High efficacy of 100 lm/W



4000 and 6000 lumens, 100 lm/W



50 000 hours lifetime



1200 mm (4000 lm) and 1500 mm (6000 lm)



Save up to 60% energy compared with fluorescent battens

Ideal for...



Corridors



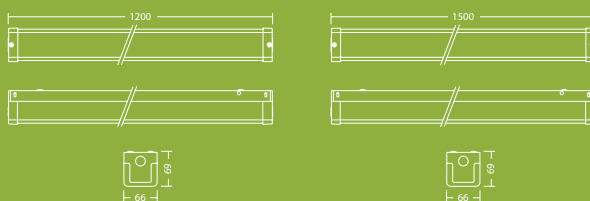
Warehouses



Workshops

Light source information

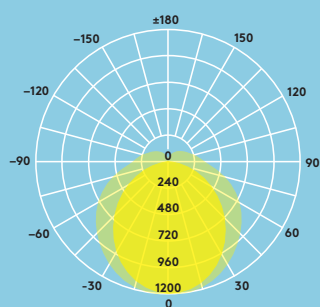
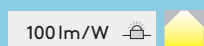
- 4000 lm (40 W) and 6000 lm (60 W), 100 lm/W
- 4000 K cool white LED
- 50 000 hour rated life (@L80B50, Ta 25 °C)
- CRI 80
- Beam angle: 120°
- McAdam (initial): 5 step



Lighting distribution

Barry 4000lm

cd/klm ULOR: 14% DLOR: 86% LOR: 100%



Ordering guide

Description	Wt (kg)	SAP Code
BARRY LED 1200 4000 840	1.6	96630490
BARRY LED 1500 6000 840	2.0	96630491

Installation/Mounting

- Surface mounting (screws included)

Material/Finish

Body: steel, powder coated, white (RAL 9003)

Diffuser: PC, IP40, opal white

End caps: PC, white

Specification

- Class I electrical
- IP20
- IK08



George

LED high bay



Meet George

Reliable, efficient and bright, George feels comfortable in high ceilings

- George offers a simple, direct and cost-effective one-for-one replacement of traditional HID high bay luminaires
- Efficient LEDs (120 lm/W) combined with a lens technology offering a beam angle of 90° to reduce waste light
- With a long 50 000-hour lifetime, George eliminates the need for costly and disruptive lamp replacements
- The housing is carefully designed to allow air through the luminaire. This prevents the components from overheating and ensures optimum performance in industrial environments
- Supplied with 3 pin flex & plug (3m length)



12 000 –
30 000 lumens



50 000 hours
lifetime



IK08 rated
impact
resistance



90° beam
angle



IP65: Dust
tight and
water
resistant



Save up to
50% energy
compared
to HID

Ideal for...



Retail outlets



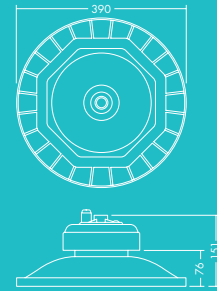
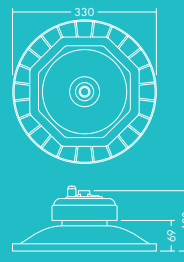
Exhibition Halls



Warehouses

Light source information


- Lifetime 50 000 hours (@L70B50, Ta 25 °C)
- 12000lm (100 W), 18000lm (150 W), 24000lm (200 W), 30000lm (250 W), up to 120lm/W
- Colour temperature: 4000 K
- CRI 80
- McAdams (initial): 5 step

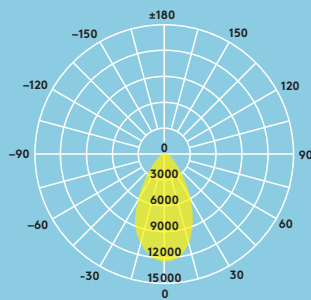


Lighting distribution

George 12000 lm

cd/klm ULOR: 0% DLOR: 100% LOR: 100%

120 lm/W 



Ordering guide

Description	Wt (kg)	SAP Code
GEORGE LED 330 12000 840 ¹	3.40	96629086
GEORGE LED 330 18000 840 ²	3.80	96629087
GEORGE LED 390 24000 840 ³	6.00	96629088
GEORGE LED 390 30000 840 ³	6.00	96629089
Mounting brackets		
SET OF GEORGE STIRRUP S (6pcs) ¹	0,37x6	96629371
SET OF GEORGE STIRRUP M (6pcs) ²	0,37x6	96629372
SET OF GEORGE STIRRUP L (6pcs) ³	0,47x6	96629373

¹²³The small numbers indicate how to match fittings and mounting brackets.

Installation/Mounting

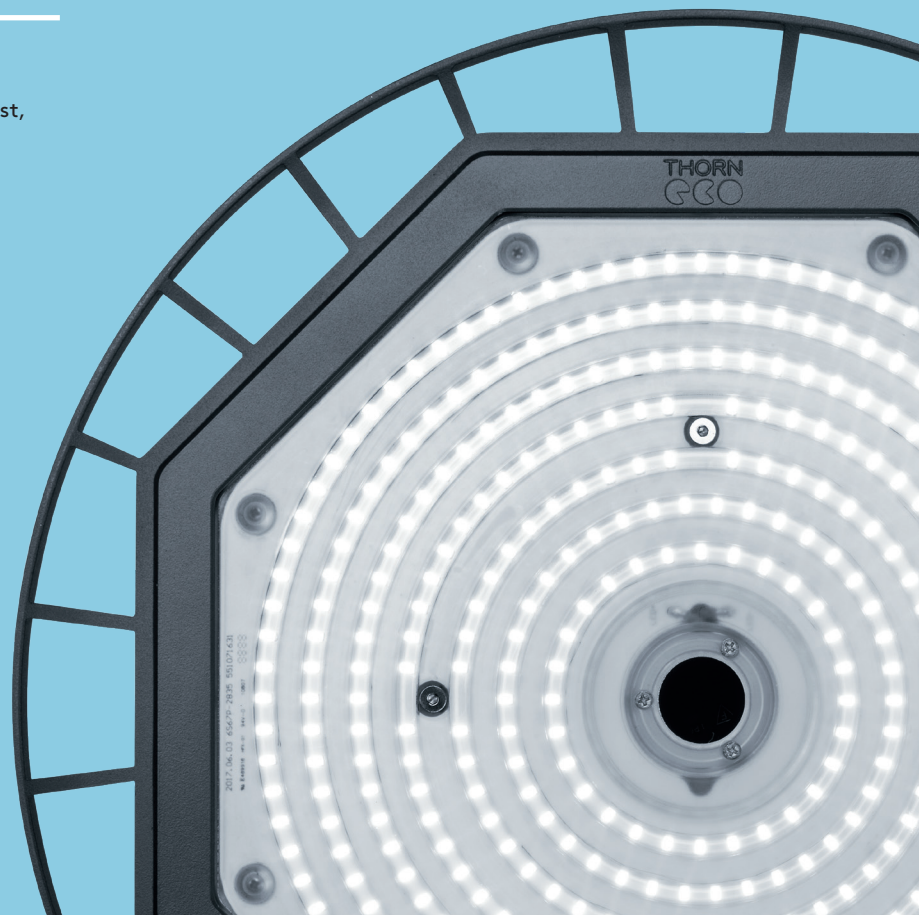
- Single point suspension (mounting hook supplied with luminaire)
- Stirrup for wall/ceiling mounting (available as accessory)

Material/Finish

Body: Aluminum die-cast, black (RAL9017)
Lens: PC

Specification

- Class I electrical
- IP65
- IK08
- Ambient operating temperature: -30 to +50°C



Julie

IP65 LED luminaire



Meet Julie

With a tough exterior, Julie is the optimal choice for industrial and commercial applications

- High quality, low energy lighting in wet and dusty environments
- High quality opal diffuser for uniform lighting
- Ideal for replacement and refurbishment projects
- 4000 lm (40 W), 6000 lm (60 W), up to 100 lm/W
- Colour Temperature 4000 K



IP65:
Dust tight and water resistant



Save up to 60% energy compared to T8 fluorescent



IK08 rated
impact resistance



Lengths of 1232 mm and 1532 mm



2h emergency version available



50 000 hours lifetime

Ideal for...



Car parks



Workshops



Underpasses



Storage facilities

Installation/Mounting

Suitable for surface mounting. 4 x 10 mm stainless steel self-tapping screws (not included) can be applied to prevent unauthorised opening of the luminaire.

Material/Finish

Canopy: Polycarbonate
Diffuser: Opal polycarbonate
Bracket: Stainless steel

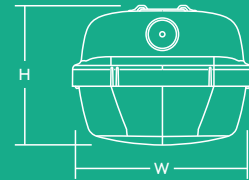
Specification

- Class I electrical
- IP65
- IK08
- Ambient operating temperature:
-20 to +40°C STD, 0 to +25°C EL2



L B H

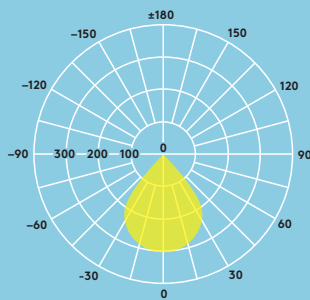
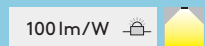
JULIE 1200 LED IP65 4000	1232	103	78
JULIE 1500 LED IP65 6000	1532	103	78



Lighting distribution

Julie LED 6000lm

cd/klm ULOR: 8% DLOR: 92% LOR: 100%



Ordering guide

Description	Wt (kg)	SAP Code
JULIE 600 LED IP65 1800 840	1.23	96628548
JULIE 1200 LED IP65 4000 840	1.50	96665577
JULIE 1500 LED IP65 6000 840	1.95	96665580
Emergency versions		
JULIE 1200 LED IP65 4000 840 EL2*	1.90	96646833
Spare part		
JULIE LED Spare Mount Kit		96628409

*AS 2293 Emergency Classification
C0 = D40, C90 = D25
2 Hour Maintained, LED Emergency Luminaire

Light source information

- Life time 50 000 hours (@L70B50, Ta 25°C)
- 4000lm (40 W), 6000lm (60 W), up to 100lm/W
- Colour temperature 4000K
- CRI80
- McAdams (initial): 4 step



Ruby

Recessed LED panel



Meet Ruby
Sophisticated and compact, Ruby creates a pleasant atmosphere in communication areas

- Elegant and lightweight design with a evenly lit surface
- Replaces conventional luminaires with 4 x 36W T8 and 2 x 36W T8 and offers more than 40% energy saving
- Ideal solution for any refurbishment job
- Supplied with 3 pin flex & plug (1.5m length)
- Suitable for recessed, surface and suspended mounting



3200 & 4500 lumens, up to 100lm/W



1200 x 300mm and 1200 x 600mm



50 000 hours lifetime

Ideal for...



Offices and meeting rooms





Schools and universities



Foyers and waiting-rooms

Light source information

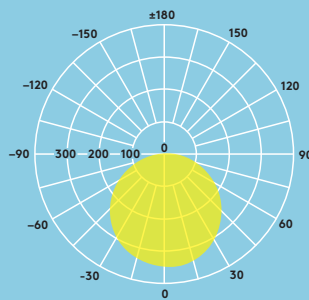
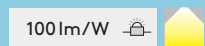
- 3200lm (32W), 4000K, 100 lm/W
- 4500lm (50W), 4000K, 90 lm/W
- CRI 80
- McAdam (initial): 4 step
- Beam angle: 110°



Lighting distribution

Ruby 3200lm

cd/klm ULOR: 0% DLOR: 100% LOR: 100%



Ordering guide

Description	Wt (kg)	SAP Code
RUBY LED 1200x300 3200 840 FP	3.32	96628981
RUBY LED 1200x600 4500 840 FP	4.75	96628982
Accessories		
RUBY LED 1200 x 300 Suspension Kit		96629238
RUBY LED 1200 x 600 Suspension Kit		96629085

Installation/Mounting


- Lay-in installation in T-bar ceiling grids
- Suitable for suspension and surface mounting (available as accessories)


Material/Finish

Body: Aluminum, white finish (RAL 9003)
 Diffuser: high uniformity PS diffuser
 Light guide plate: PMMA

Specification

- Class II electrical
- IP20
- Ambient operating temperature: -20 to +40 °C





Contact

AUCKLAND - Headquarters
ZG Lighting (NZ) Limited
27 Jomac Place,
Avondale, Auckland 1026
New Zealand
T 0800 800 834
T + 64 (9) 828 7155
F + 64 (9) 828 7591
E info.nz@zumtobelgroup.com

WELLINGTON
ZG Lighting (NZ) Limited
Level 2, 225 Thorndon Quay,
Pipitea, Wellington 6011
New Zealand
T 0800 800 834
E info.nz@zumtobelgroup.com

CHRISTCHURCH
ZG Lighting (NZ) Limited
Unit 7A, 303 Blenheim Rd
Upper Riccarton, Christchurch 8041
New Zealand
T 0800 800 834
E info.nz@zumtobelgroup.com

thorn-eco.com

THORNeco is constantly developing and improving its products. All descriptions, illustrations, drawings and specifications in this publication present only general particulars and shall not form part of any contract. The right is reserved to change specifications without prior notification or public announcement. All goods supplied by the company are supplied subject to the company's General Conditions of Sale, a copy of which is available on request. All measurements are in millimetres and weights in kilograms unless otherwise stated.

Publication Date: 05/2018



[thorneco](https://twitter.com/thorneco)



[THORNecoLED](https://www.facebook.com/THORNecoLED)



[thorneco](https://www.linkedin.com/company/thorneco)

