

# Leo

## High Power LED Floodlight



### Meet Leo

Extremely powerful and resilient, Leo adds safety to dark areas

- 4 different lumen packages from 7500 to 25000 lm
- Asymmetrical light distribution – ideal for building facades and footpaths
- Integrated photocell for automatic light from dusk til dawn (can be activated/deactivated)
- Compact and streamline design
- Universal mounting bracket allows wall or ceiling mounting with the possibility of tilting upwards or downwards
- Surge protection up to 10 kV to protect the product from short high voltage spikes caused e.g. by a lightning storm
- Climate membrane for automatic climate regulation inside the floodlight
- Pre-wired with mains cable (3m)



7500, 10000, 15000, 20000 and 25000 lumens



Sealed to IP66 for protected exterior applications



Save up to 70% energy compared with HID floodlights



IK08 rated impact resistance



50 000 hours lifetime



Integral photocell

### Ideal for...



Building facades



Car Parks



Footpaths



Loading bays

### Light source information

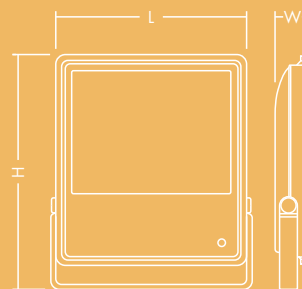
- 7500 lm (75 W), 10000 lm (100 W), 15000 lm (150 W), 20000 lm (200 W), 100 lm/W
- 25000 lm (210 W), 120 lm/W
- 4000K neutral white LED
- Life time 50 000 hours (@L70B50, Ta 25°C)
- CRI ≥ 80
- McAdam (initial): 5 step
- Beam angle: 100 x 55°

### Specification

- Class I electrical
- IP66
- IK08
- Ambient operating temperature: -20 to +50°C



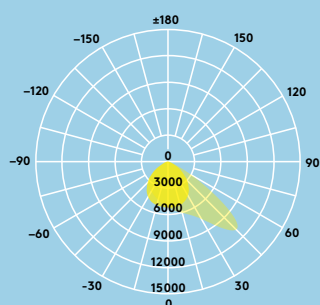
	L	W	H
LEO LED FL IP66 75W 840	272	67	347
LEO LED FL IP66 100W 840	272	67	347
LEO LED FL IP66 150W 840	366	72	456
LEO LED FL IP66 200W 840	366	72	456
LEO LED FL IP66 210W 840	366	72	456



## Lighting distribution

### Leo 15000lm

cd/klm ULOR: 0% DLOR: 100% LOR: 100%



## Ordering guide

Description	Wt (kg)	SAP Code
LEO LED FL IP66 75W 840 PC	4.1	96630252
LEO LED FL IP66 100W 840 PC	4.2	96630253
LEO LED FL IP66 150W 840 PC	6.6	96630254
LEO LED FL IP66 200W 840 PC	6.6	96630255
★ LEO LED FL IP66 210W 840 PC	6.6	96630256

★ New

### Installation/Mounting


- Suitable for wall or ceiling mounting
- Quick and easy installation thank to universal mounting bracket (0-300°)
- Pre-wired with 3m long mains cable and open cable ends with 1mm<sup>2</sup> cross section

### Material/Finish

Body: Aluminum die-cast (<5% copper)  
 Bracket: Carbon steel, gray (RAL 9006)  
 Cover: Tempered glass  
 Lens: PC

### Integral photocell

Leo's integral photocell can easily be activated/deactivated by using the on/off switch on the back of the product. If the photocell is activated, Leo will automatically light from dusk till dawn. (Operation level: approx. 20lux ON, 75lux OFF)



Five year guarantee