


# Zoe

## Slim LED Downlight



### Meet Zoe

Slim and adaptable,  
Zoe is perfectly suited  
to everyday needs

- Uniform light surface
- Product height of only 12mm: fits various ceiling types
- Choice of 3000K or 4000K to suit application use
- Replaces conventional downlights with 1x18W, 1x26W and 2x18W CFL and offers up to 50% energy saving
- Connector for tool-free wiring, also enabling loop-in loop-out
- Makes cleaning easy: flat surface and IP44 rating
- Suitable to use with the Just Emergency Plug&Play E3 KIT for 3 hours emergency operation (separately available)



Available in  
600, 900,  
1500 and 2000  
lumen versions



110, 160  
and 210 mm  
cut-outs



Save up to  
50% energy  
compared to  
compact  
fluorescent  
downlights



IP44: splash  
resistant  
(from below)



35 000 hours  
lifetime



3 h emergency  
version  
available

### Ideal for...



Corridors



Reception areas



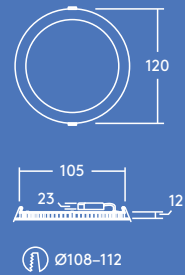
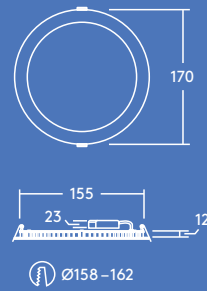
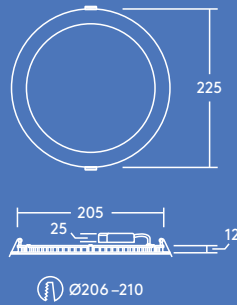
Offices and meeting rooms



Schools and universities

### Light source information

- 600lm (8W), 900lm (12W), 1500lm (18W) and 2000lm (22W) up to 91lm/W
- Color temperatures: 4000K and 3000K
- 35 000 hour rated life (@L70, Ta 25°C)
- CRI80
- MacAdam (initial): 4 step

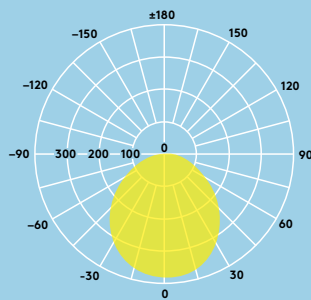


## Lighting distribution

### Zoe 900lm

cd/klm ULOR: 0% DLOR: 100% LOR: 100%

83lm/W



### Installation/Mounting

- Recessed installation into a wide range of ceiling types
- Easy installation thanks to an external connector box enabling loop-in loop-out wiring

### Material/Finish

Body: Aluminum white finish  
Diffuser: PS


### Specification

- Class II electrical
- IP44 (from below), IP20 (from above)
- IK02
- ENEC certified driver

## Ordering guide

Description	Wt (kg)	SAP Code
ZOE LED DL 110 600 840	0.2	96666088
ZOE LED DL 160 900 840	0.33	96666089
ZOE LED DL 210 1500 840	0.48	96666090
ZOE LED DL 210 2000 840	0.48	96666091
ZOE LED DL 110 600 830	0.2	96666092
ZOE LED DL 160 900 830	0.33	96666093
ZOE LED DL 210 1500 830	0.48	96666094
ZOE LED DL 210 2000 830	0.48	96666095
<b>Accessories</b>		
Just Emergency PLUG&PLAY E3 Kit	0.36	96628839

830-3000K, 840-4000K



2000 and  
1500lm



900lm



600lm



Five year guarantee