

Julie

IP65 LED Luminaire



Meet Julie

With a tough exterior, Julie is the optimal choice for industrial and commercial applications

- High quality, low energy lighting in wet and dusty environments
- High quality opal diffuser for uniform lighting
- Ideal for replacement and refurbishment projects
- CONNECT version with quick connector for easy installation available
- 1800lm (20 W), 4000lm (40 W), 6000lm (60 W), up to 100lm/W
- Colour Temperature 4000 K
- Versions with presence sensor and corridor function



IP65:
Dust tight and water resistant



Save up to 60% energy compared to T8 fluorescent



IK08 rated
impact resistance



Lengths of 632 mm, 1232 mm and 1532 mm



3h emergency version available



Presence sensor with corridor function

Ideal for...



Car parks



Workshops



Underpasses



Storage facilities

Installation/Mounting

Suitable for surface mounting. 4 x 10 mm stainless steel self-tapping screws (not included) can be applied to prevent unauthorised opening of the luminaire.

Material/Finish

Canopy: Polycarbonate
Diffuser: Opal polycarbonate
Bracket: Stainless steel

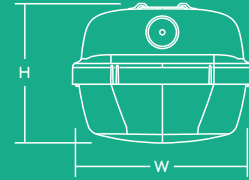
Specification

- Class I electrical
- IK08
- IP65
- ENEC certified driver



L W H


JULIE 600 LED IP65 1800	632	103	78
JULIE 1200 LED IP65 4000	1232	103	78
JULIE 1500 LED IP65 4000	1532	85	71
JULIE 1500 LED IP65 6000	1532	103	78

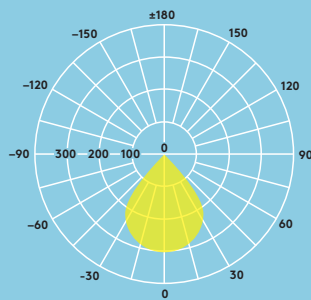


Lighting distribution

Julie LED 6000lm

cd/klm ULOR: 8% DLOR: 92% LOR: 100%

100lm/W 



Light source information

- Lifetime 50 000 hours (@L70B50, Ta 25 °C)
- 1800lm (20W), 4000lm (40W), 6000lm (60W), up to 100lm/W
- Colour temperature 4000K
- CRI80
- McAdams (initial): 4 step

Presence sensor with corridor function

Julie's microwave sensor option with corridor function will ensure that you never walk in the dark. The motion detection range as well as the standby dimming level and the stand-by period are fully adjustable, with the additional benefit of a daylight sensor.

Ordering guide

Description	Wt (kg)	SAP Code
JULIE 600 LED IP65 1800 840	1.20	96628548
JULIE 1200 LED IP65 4000 840	1.50	96665577
JULIE 1500 LED IP65 4000 840	1.56	96628396
JULIE 1500 LED IP65 6000 840	1.95	96665580
JULIE 1200 LED IP65 4000 840 CONNECT	1.56	96665578
JULIE 1500 LED IP65 6000 840 CONNECT	1.95	96665581
★ JULIE 1200 LED IP65 4000 840 COR MWS	1.6	96630234
★ JULIE 1500 LED IP65 4000 840 COR MWS	1.6	96630235
★ JULIE 1500 LED IP65 6000 840 COR MWS	2.0	96630236
★ JULIE 1200 LED IP65 4000 840 COR MWS CON	1.6	96630237
★ JULIE 1500 LED IP65 6000 840 COR MWS CON	2.0	96630238
Emergency versions		
JULIE 1200 LED IP65 4000 840 E3	1.90	96665579
JULIE 1500 LED IP65 4000 840 E3	1.96	96628397
JULIE 1500 LED IP65 6000 840 E3	2.35	96665582
Spare part		
JULIE LED Spare Mount Kit		96628409
JULIE LED CONNECT Spare Mount Kit		96628410

MWS: Microwave presence sensor
CONNECT : with quick connector
★ New

