

Anna


Recessed LED Panel



Meet Anna

Low glare and calm,
Anna is the universal
talent for desk space
environments

- Gentle, soft and glare free lighting (UGR <19) thanks to a Light Guide Plate with innovative laser engraving
- Smooth opal diffuser for fully homogeneous illumination
- Even surface and IP44 (from below) for hassle-free cleaning
- Elegant and timeless design with slim metal frame of only 8.5 mm depth
- Replaces conventional luminaires with 4x18 W T8 and offers up to 60% energy saving
- Easy, quick and tool-free installation thanks to an external connector box with a 4-pole push-terminal (for up to 2.5 mm² wires) enabling loop-in loop-out wiring
- The fully detachable connector allows for first fix wiring and high voltage circuit testing whilst the luminaire is detached from the connector



3500 lumens
106 lm/W
(4000K) and
3200 lumens
97 lm/W
(3000K)



IP44
(from below):
Splash
resistant for
hassle-free
cleaning



UGR <19:
gentle, soft
and glare-free
lighting for
office
applications



596 x 596 mm,
622 x 622 mm
and
1196 x 296 mm



3h emergency
version
available



50 000 hours
lifetime

Ideal for...



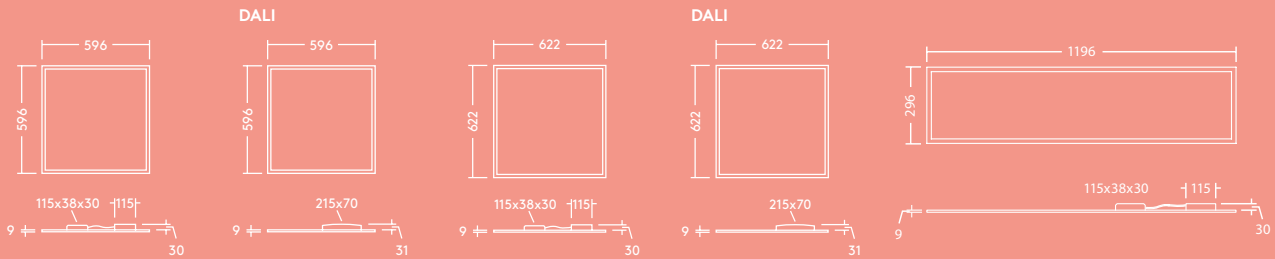
Offices and
meeting rooms



Schools and
universities

Light source information

- 4000 K, 3500 lm (33 W), 106 lm/W
- 3000 K, 3200 lm (33 W), 97 lm/W
- 50 000 hour rated life (@L70B50, T_a 25 °C)
- CRI 80
- McAdam (initial): 4 step
- UGR <19

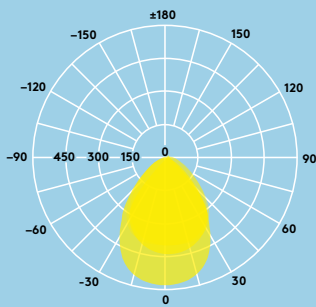


Lighting distribution

Anna 3500lm

cd/klm ULOR: 0% DLOR: 100% LOR: 100%

106lm/W



Installation/Mounting

- Lay-in installation in T-bar ceiling grids
- Suitable for suspension, surface and recessed installation

Material/Finish

Frame: Aluminum, white (RAL 9003)
 Anna standard: TpB rated diffuser; PET, opal
 Anna with TpA rated diffuser: PC, opal
 Light guide plate: PS
 Backplate: Steel sheet

Specification

- Class II electrical
- IP44 (from below), IP20 (from above)
- IK02
- ENEC certified driver

Ordering guide

Description	Wt (kg)	SAP Code
ANNA LED Q596 3500 840	2.58	96630066
ANNA LED Q622 3500 840	2.77	96630067
ANNA LED Q596 3200 830	2.58	96630069
ANNA LED Q622 3200 830	2.77	96630070
ANNA LED 1200x300 4200 840	2.68	96631380
ANNA LED 1200x300 3800 830	2.68	96631381
Emergency version		
ANNA LED Q596 3500 840 E3	3.31	96630068
DALI		
★ ANNA LED Q596 3500 840 HFIX	2.71	96631113
★ ANNA LED Q622 3500 840 HFIX	2.9	96631114
★ ANNA LED Q596 3200 830 HFIX	2.71	96631116
★ ANNA LED Q622 3200 830 HFIX	2.9	96631117
★ ANNA LED Q596 3500 840 HFIX E3	3.12	96631115
Versions with TpA rated diffuser		
★ ANNA LED Q596 3500 840 TpA	2.76	96630359
★ ANNA LED Q596 3500 840 TpA E3	3.52	96630360
★ ANNA LED Q596 3500 840 HFIX TpA	2.92	96631118
★ ANNA LED Q596 3500 840 HFIX TpA E3	3.33	96631119
Accessories		
ANNA Q596 Recessed Mount Box	2.0	96630224
ANNA Q622 Recessed Mount Box	2.5	96630225
ANNA Q596 Slim Surface Mount Box	2.0	96630226
ANNA Q622 Slim Surface Mount Box	2.1	96630227
★ ANNA 1200x300 Slim Surface Mount Box		96631384
ANNA Suspension Kit	0.03	96630223
★ ANNA 1200x300 Suspension Kit	0.2	96631383
★ ThornEco Connector	0.04	96631101

830-3000K, 840-4000K

★ New



Five year guarantee