


Barry

LED batten



Meet Barry

Calm and composed, Barry blends perfectly into a range of indoor settings

- Direct replacement for conventional battens in terms of light performance and length
- Reliable integrated LED technology, ensuring maintenance-free installation and a long lifetime
- Homogeneous illumination
- High efficacy of 100 lm/W



4000 and 6000 lumens, 100 lm/W



50 000 hours lifetime



1200 mm (4000 lm) and 1500 mm (6000 lm)



Save up to 60% energy compared with fluorescent battens

Ideal for...



Corridors



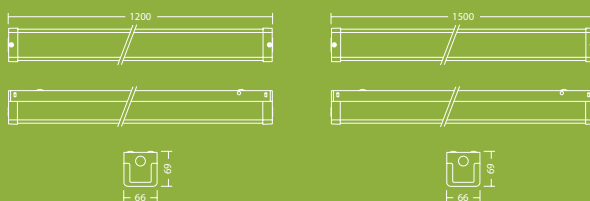
Warehouses



Workshops

Light source information



- 4000 lm (40 W) and 6000 lm (60 W), 100 lm/W
- 4000 K cool white LED
- 50 000 hour rated life (@L80B50, Ta 25 °C)
- CRI 80
- Beam angle: 120°
- McAdam (initial): 5 step



Lighting distribution

Barry 4000lm

cd/klm ULOR: 14% DLOR: 86% LOR: 100%

100lm/W  



Ordering guide

Description	Wt (kg)	SAP Code
BARRY LED 1200 4000 840	1.6	96630490
BARRY LED 1500 6000 840	2.0	96630491

Installation/Mounting

- Surface mounting (screws included)

Material/Finish

Body: steel, powder coated, white (RAL 9003)

Diffuser: PC, IP40, opal white

End caps: PC, white

Specification

- Class I electrical
- IP20
- IK08

