


Amy

Recessed LED Downlight



Meet Amy
With a pleasing
aesthetic; Amy is the
ideal solution for a vast
range of applications

- Consistent light output with no shadowing
- Replacement for traditional 1x18 W, 1x26 W, 2x18 W or 2x26 W compact fluorescent downlights
- Choice of 3000 K or 4000 K to suit application use
- Thermally optimised, deep drawn, aluminium body



800–2000
lumens, up
to 95lm/W



50 000 hours
lifetime



Save up to
80% energy
compared
to compact
fluorescent
downlights



105, 150 and
200 mm
cut-outs



3hr emergency
version
available

Ideal for...



Corridors



Reception areas



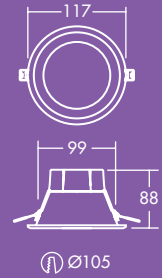
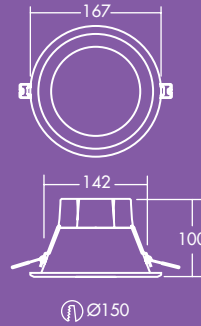
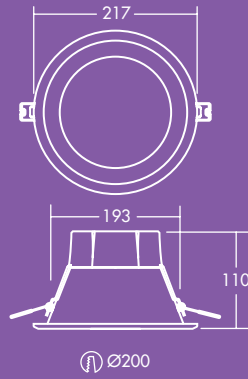
Offices and
meeting rooms



Schools and
universities

Light source information



- Lifetime 50 000 hours (@L70B50, Ta 25°C)
- 800lm (9W), 1000lm (12W), 1500lm (16W), 2000lm (21W), up to 95lm/W
- Colour temperatures: 4000K and 3000K
- CRI 80
- McAdams (initial): 4 step

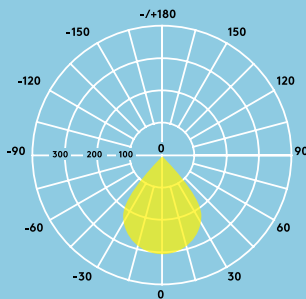


Lighting distribution

Amy LED 2000lm

cd/klm ULOR: 0% DLOR: 100% LOR: 100%

95lm/W  



Installation/Mounting

Amy LED can be installed into a wide range of ceiling types of 2-20 mm thickness (AMY 150 and 200 LED DL) or 2-15 mm thickness (AMY 100 LED DL).

Material/Finish

Body: Aluminium, white finish

Diffuser: Polycarbonate

Specification

- Class I electrical
- IP20
- IK02

Ordering guide

Description	Wt (Kg)	SAP Code
AMY 100 LED DL 800 830	0.18	96665583
AMY 100 LED DL 800 840	0.18	96665584
AMY 150 LED DL 1000 830	0.26	96628352
AMY 150 LED DL 1000 840	0.26	96628353
AMY 150 LED DL 1500 830	0.26	96665585
AMY 150 LED DL 1500 840	0.26	96665586
AMY 200 LED DL 2000 830	0.36	96665587
AMY 200 LED DL 2000 840	0.36	96665588
Emergency versions		
AMY 150 LED DL 1000 830 E3	0.66	96665848
AMY 150 LED DL 1000 840 E3	0.66	96665849
AMY 150 LED DL 1500 830 E3	0.66	96665844
AMY 150 LED DL 1500 840 E3	0.66	96665845
AMY 200 LED DL 2000 830 E3	0.76	96665846
AMY 200 LED DL 2000 840 E3	0.76	96665847

830-3000K, 840-4000K

