

# Alice

## LED Floodlight

### Meet Alice

Both strong and bright,  
Alice is robust and  
reliable no matter the  
weather

- 5 different lumen packages from 10W to 100W
- Very lightweight, compact and streamline design
- Universal mounting bracket allows wall or surface mounting with the possibility of tilting upwards or downwards
- Pre-wired with mains cable



800, 1600,  
2400, 4000  
and 8000  
lumens



Save up to  
70% energy  
compared  
with halogen  
floodlights



Sealed to IP65  
for protected  
exterior  
applications



IK08 rated  
impact  
resistance

Ideal for...



Gardens




Car parks



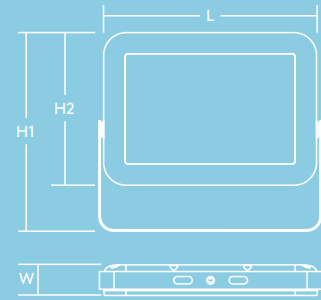
Building facades

### Light source Information

- 800lm (10W), 80lm/W, 1600lm (20W), 80lm/W, 2400lm (30W), 80lm/W, 4000lm (50W), 80lm/W, 8000lm (100W), 80lm/W
- 4000K neutral white LED
- Lifetime: 35000 hour rated life (@L70B50, Ta 25°C)
- CRI 80



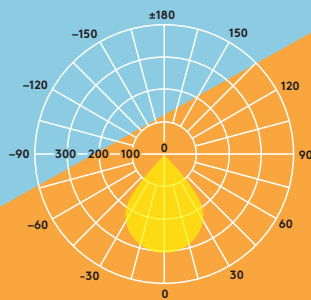
	L	W	H1	H2
ALICE LED FL IP65 10W 840	130	26	126	92
ALICE LED FL IP65 20W 840	180	31	169	130
ALICE LED FL IP65 30W 840	180	31	169	130
ALICE LED FL IP65 50W 840	290	41	270	208
ALICE LED FL IP65 100W 840	360	42	331	268



## Lighting distribution

Alice 2400lm (30 W)

cd/klm ULOR: 0% DLOR: 100% LOR: 100%



## Ordering guide

Description	Wt (kg)	SAP Code
ALICE LED FL IP65 10W 840	0.4	96666073
ALICE LED FL IP65 20W 840	0.75	96628836
ALICE LED FL IP65 30W 840	0.75	96666074
ALICE LED FL IP65 50W 840	2.45	96666075
ALICE LED FL IP65 100W 840	3.8	96666076

### Installation/Mounting

- Suitable for wall or ceiling mounting
- Quick and easy installation
- Pre-wired with mains cable and open cable ends with 1mm<sup>2</sup> cross section. 100 cm cable for 50 & 100 W flood-lights and 30 cm cable for 10, 20 & 30 W floodlights

### Material/Finish

Glass: Tempered glass  
 Reflector: Aluminum  
 Body: Aluminum die-cast  
 Screws: Stainless steel

### Specification

- Class I electrical
- IP65
- IK08

