


Barry

LED batten



Meet Barry

Calm and composed, Barry blends perfectly into a range of indoor settings

- Direct replacement for conventional battens in terms of light performance and length
- Reliable integrated LED technology, ensuring maintenance-free installation and a long lifetime
- Homogeneous illumination
- High efficacy of 100 lm/W



4000 and 6000 lumens, 100 lm/W



50 000 hours lifetime



1200 mm (4000 lm) and 1500 mm (6000 lm)



Save up to 60% energy compared with fluorescent battens

Ideal for...



Corridors



Warehouses



Workshops


Light source information

- 4000 lm (40 W) and 6000 lm (60 W), 100 lm/W
- 4000 K cool white LED
- 50 000 hour rated life (@L80B50, Ta 25 °C)
- CRI 80
- Beam angle: 120°
- McAdam (initial): 5 step

THORN



Economical LED lighting

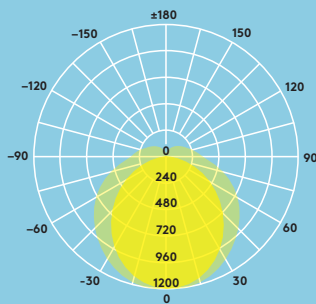


Lighting distribution

Barry 4000lm

cd/klm ULOR: 14% DLOR: 86% LOR: 100%

100lm/W



Ordering guide

Description	Wt (kg)	SAP Code
BARRY LED 1200 4000 840	1.6	96630490
BARRY LED 1500 6000 840	2.0	96630491
BARRY LED 1200 4000 840 EL2	2.1	96630492
BARRY LED 1500 6000 840 EL2	2.5	96630493

Installation/Mounting

- Surface mounting (screws included)

Material/Finish

Body: steel, powder coated, white (RAL 9003)

Diffuser: PC, IP40, opal white

End caps: PC, white

Specification

- Class I electrical
- IP20
- IK08

